

Preliminary  
 TECHNICAL DATASHEET #TDAX032000

# 18 Cell Battery Substack Voltage Monitor

SAE J1939  
 with Electronic Assistant®

P/N: AX032000

## Features:

- 18 Cell Battery Voltage Interface to monitor voltage level
- Suitable for most battery chemistries
- Battery Stack Voltage Input (0-90Vdc)
- 12V, 24Vdc input power (nominal) with rugged surge protection
- 1 CAN (SAE J1939) port
- IP67
- CE mark pending
- User configurable using Axiomatic Electronic Assistant®



## Applications:

- Fuel Cells, Hybrid Power Back-up Systems

## Ordering Part Numbers:

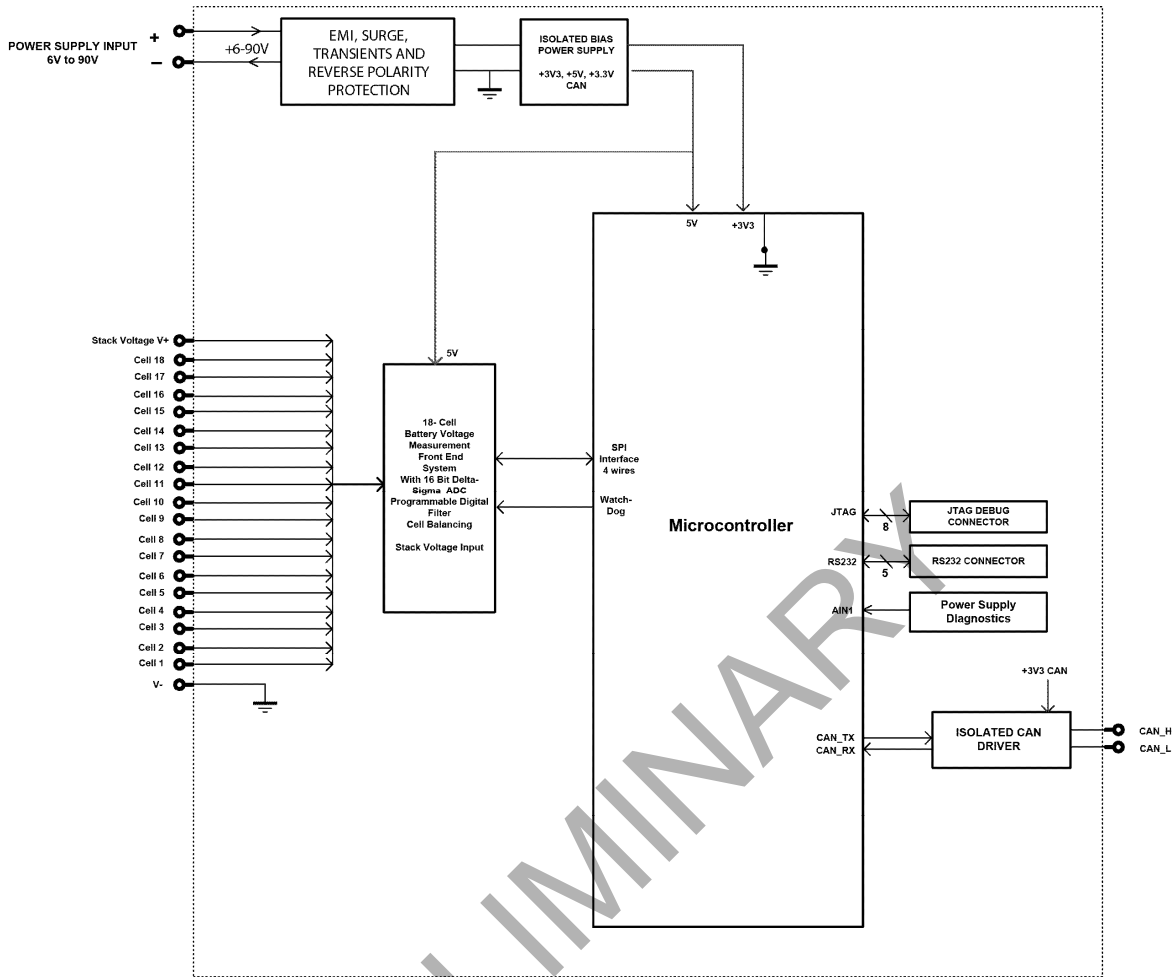
SAE J1939 Controller:

Model P/N	Baud Rate	Standard Reference
AX032000	250 kBit/s	J1939/11, J1939/15.

Electronic Assistant® Configuration KIT: **AX070502**

Accessories: **PL-DTM06-12SA-12SB** Mating Plug Kit

## BLOCK DIAGRAM



### Technical Specifications:

Specifications are indicative and subject to change. Actual performance will vary depending on the application and operating conditions. Users should satisfy themselves that the product is suitable for use in the intended application. All our products carry a limited warranty against defects in material and workmanship. Please refer to our Warranty, Application Approvals/Limitations and Return Materials Process as described on [www.axiomatic.com/service.html](http://www.axiomatic.com/service.html).

### Input Specifications

Power Supply Input - Nominal	12V, 24Vdc nominal (6...90Vdc power supply range)
Isolation	Isolated power supply up to 1,000 V
Protection	Surge and reverse polarity protection are provided.
All Inputs	<p>16 Differential Battery Cell Inputs            19 Input Pins are provided to permit multiple units to be connected in series.            16-bit Sigma-delta ADC with third order noise programmable digital filter            Cell measurement range 0-5Vdc            Scan rate is programmable from 1 to 200 milliseconds for all 16 cells.            Total measurement error is 2.2mV maximum.</p> <p>Passive cell balancing up to 1A (max.) with individual programmable pulse width modulation duty cycle control for each cell.</p> <p>Suitable for most battery chemistries.</p>
Battery Stack Voltage Input	<p>1 0-90Vdc voltage input measurement            12-bit ADC            0.5% accuracy</p>

## General Specifications

Microprocessor	STM32F405RG
Control Logic	Standard control logic
User Interface (PC-based)	Electronic Assistant® for <i>Windows</i> operating systems It comes with a royalty-free license for use. The Electronic Assistant® requires an Axiomatic USB-CAN converter to link the device's CAN port to a <i>Windows</i> -based PC. This is included in the Configuration KIT P/N AX070502.
CAN Communications	1 CAN port (SAE J1939) Isolated up to 1,000 V
Quiescent Current Draw	TBA mA @ 24V TBA mA @ 12V
Compliance	Pending CE marking: EMC Directive RoHS Directive
Vibration	Pending Random Vibration: 7.7 Grms peak Sinusoidal Component: 10 g peak Based on MIL-STD-202G, Methods 204G and 214A
Shock	Pending 50 g half sine pulse, 6 x 6ms per axis Based on MIL-STD-202G, Method 213B, Test Condition A
Network Termination	It is necessary to terminate the network with external termination resistors. The resistors are 120 Ohm, 0.25W minimum, metal film or similar type. They should be placed between CAN_H and CAN_L terminals at both ends of the network.
Operating Conditions	-40 to 85 °C (-40 to 185 °F)
Protection	IP67, PCB is conformal coated and protected by the housing.
Weight	0.50 lb. (0.23 kg) (to be confirmed)
Enclosure and Dimensions	High Temperature Nylon housing - Deutsch IPD PCB Enclosure (EEC-325X4B) 4.66 x 5.25 x 1.42 inches 118.53 x 133.45 x 35.99 mm (W x L x H excluding mating plugs)

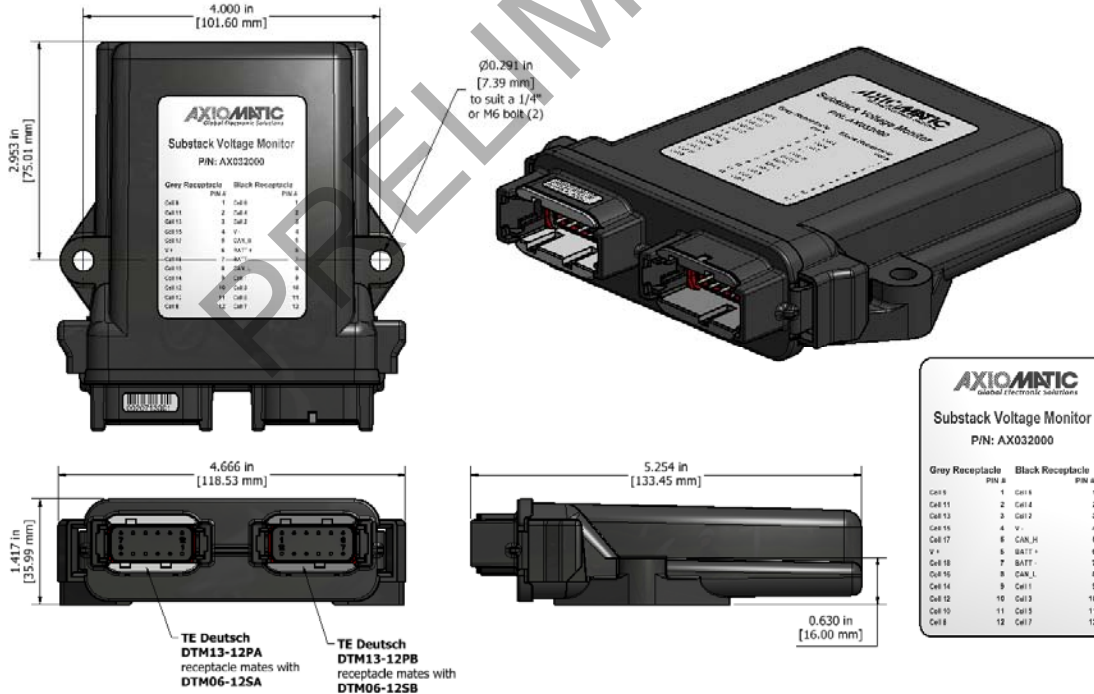
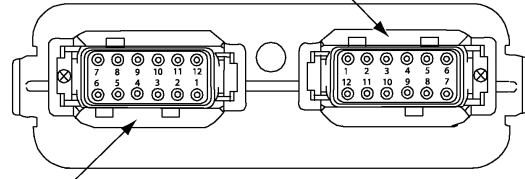


Figure 1.0 - Dimensional Drawing

Electrical Connections

Deutsch DTM series 24 pin receptacle (DTM13-12PA-12PB-R008)  
 Mating plug: Deutsch DTM06-12SA and DTM06-12SB  
 with 2 wedgelocks (WM12S) and 24 contacts (0462-201-20141).  
 20 AWG wire is recommended for use with contacts 0462-201-20141.

**Key Arrangement B (black)**



**Key Arrangement A (grey)**

**FRONT VIEW 24 PIN RECEPTACLE**

Grey Connector		Black Connector	
1	Cell 9	1	Cell 6
2	Cell 11	2	Cell 4
3	Cell 13	3	Cell 2
4	Cell 15	4	V -
5	Cell 17	5	CAN_H
6	V +	6	BATT +
7	Cell 18	7	BATT -
8	Cell 16	8	CAN_L
9	Cell 14	9	Cell 1
10	Cell 12	10	Cell 3
11	Cell 10	11	Cell 5
12	Cell 8	12	Cell 7

Notes:

Electronic Assistant® is a registered US trademark of Axiomatic Technologies Corporation.

Form: TDAX032000-06/15/18