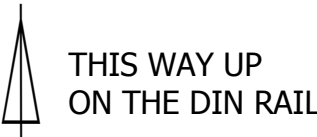


REVISION HISTORY			
REV	DESCRIPTION	DATE	APPROVED
P2-D1	PRODUCTION PILOT	04/27/2020	GDV



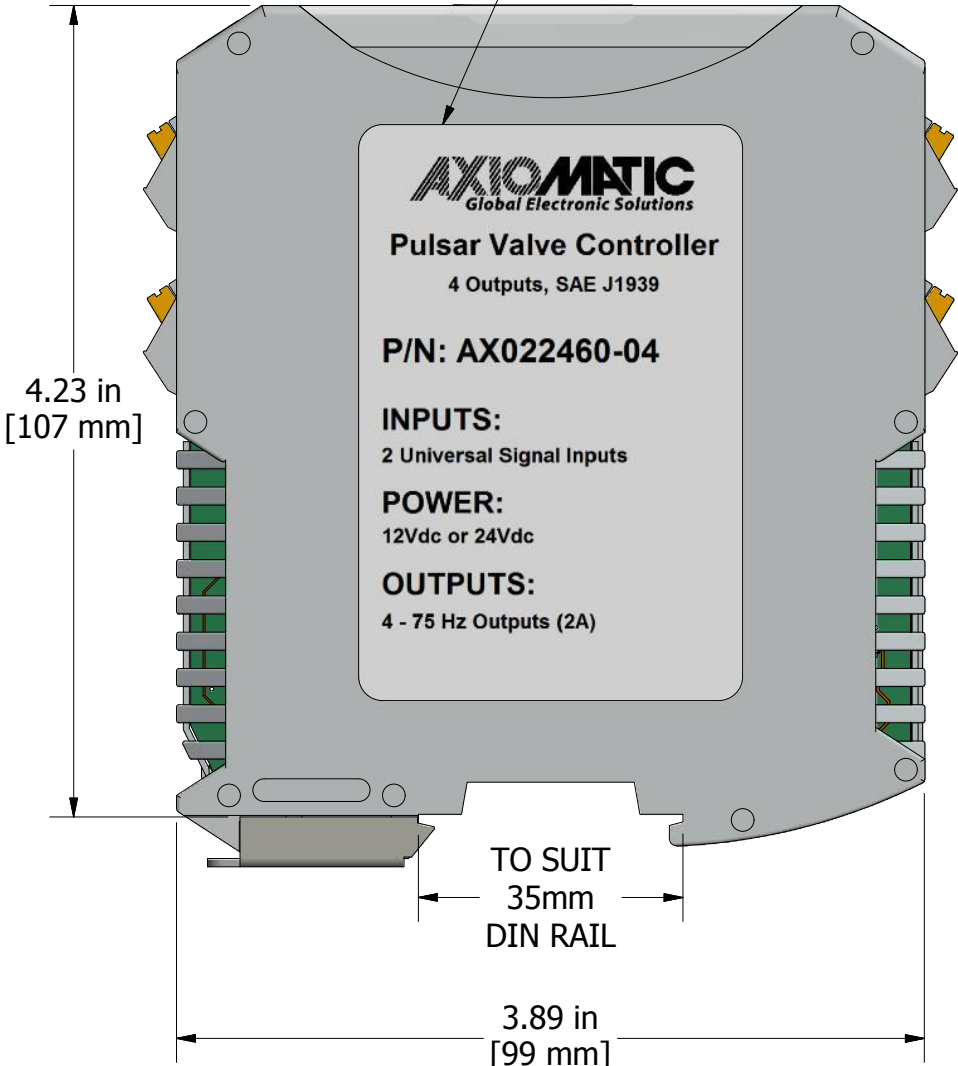
CONNECTOR J1

PIN 1: BATT +
PIN 2: BATT -
PIN 3: CAN_H
PIN 4: CAN_L

CONNECTOR J3

PIN 1: OUT 1+
PIN 2: OUT 1-
PIN 3: OUT 2+
PIN 4: OUT 1-

UNIT LABEL




CONNECTOR J2

PIN 1: AIN 1
PIN 2: AIN 2
PIN 3: +5V REF
PIN 4: GND

CONNECTOR J4

PIN 1: OUT 3+
PIN 2: OUT 3-
PIN 3: OUT 4+
PIN 4: OUT 4-



THE INFORMATION CONTAINED IN THIS DRAWING IS CONFIDENTIAL AND PROPRIETARY AND REMAINS THE EXCLUSIVE PROPERTY OF AXIOMATIC TECHNOLOGIES CORPORATION. THIS DRAWING MAY NOT BE USED, REPRODUCED IN WHOLE OR IN PART, NOR REVEALED TO OTHERS WITHOUT THE PRIOR WRITTEN CONSENT OF AXIOMATIC TECHNOLOGIES CORPORATION. BY ACCEPTANCE OF THIS DRAWING, THE BEARER AGREES TO THESE CONDITIONS.				AXIOMATIC TECHNOLOGIES CORPORATION 5915 WALLACE ST. MISSISSAUGA, ON CANADA L4Z 1Z8 905-602-9270			
MATERIAL NA				TITLE 2IN 4OUT, Pulsar Valve Controller, SAE J1939, DIN Rail Mount			
FINISH NA				DWG REV D1			
THIRD ANGLE PROJECTION				DWG NO AX022460-04-MD			
TOOL INVENTOR SIZE B				PART REV P2			
APPROVED				SCALE 1			
DATE				PART NO AX022460-04			
DATE				SHEET 1 of 1			