

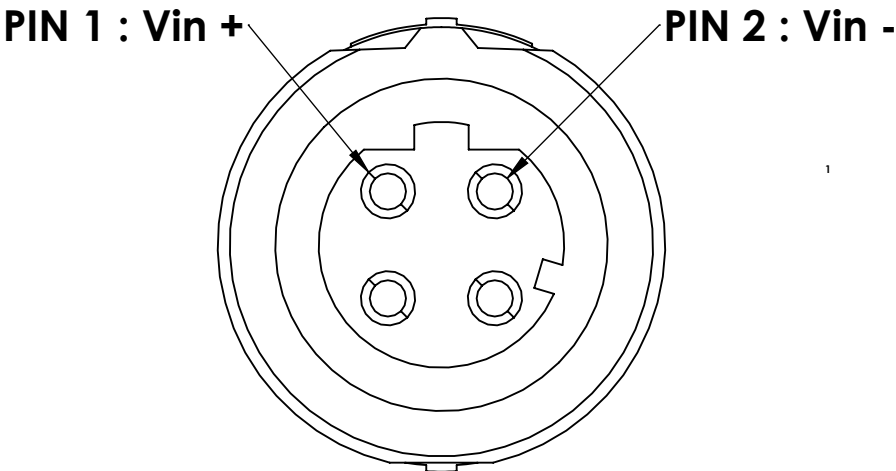
4

3

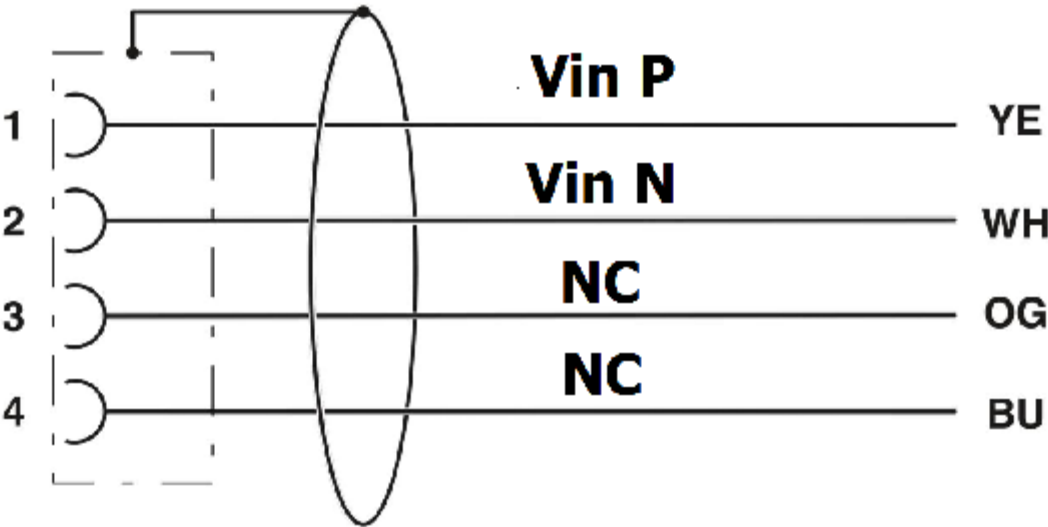
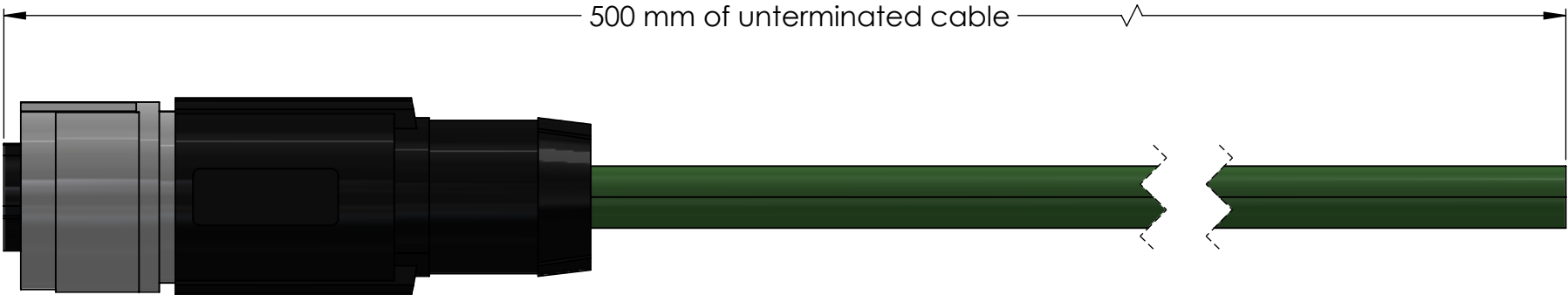
2

1

REVISIONS					
REV.	DESCRIPTION	DATE	DRAWN	QA	APPROVED
P1-D1	initial release	2025-06-17	TF		GDV
P1-D2	temporary change due to cable availability	2025-07-07	TF		GDV



D code female cable connector



DIMENSIONS ARE IN INCHES [mm]	MATERIAL	DRAWN	DATE	TITLE: SHIELDED M12 D CODE FEMALE TO UNTERMINATED WIRES, 500 mm LONG		
	FINISH	TF	2025-06-17			
UNLESS OTHERWISE SPECIFIED IN DRAWING TOLERANCE ON:	THIRD ANGLE PROJEVTION	TOOL	DATE	DWG REV	DWG NO	PART REV
X.XXX [.XX] ±0.005 [0.13] X.XX [X.X] ±0.01 [0.25] (X.XX [X.X]) ±0.04 [1.00] ANGLES ±1.0° Others follow ISO 2768-2, tolerance class K	SOLIDWORKS	SIZE	APPROVED	D2	FG-AX070524	P1
	B		DATE	SCALE	PART NO	SHEET
				1:1	AX070524	SHEET 1 OF 1

4

3

2

1