

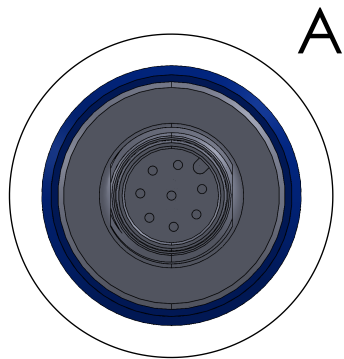
4

3

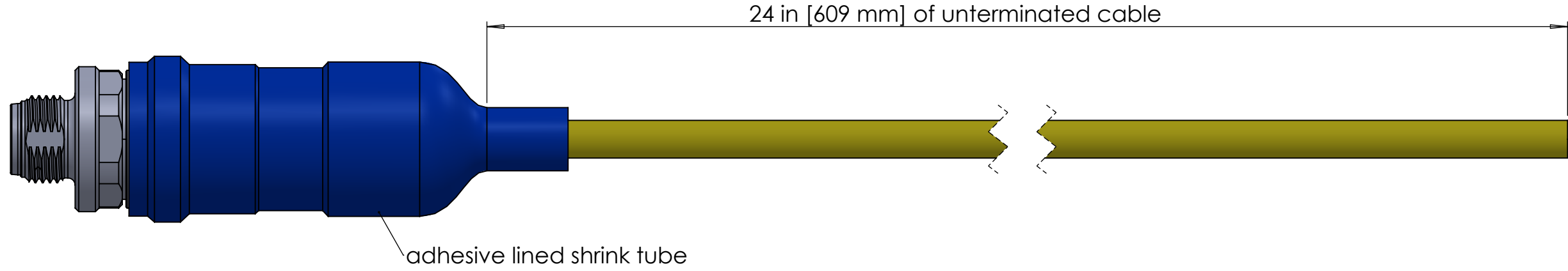
2

1

REVISIONS			
REV.	DESCRIPTION	DATE	APPROVED
RI-D1	released for review and quote	2025-06-13	PY/GDV
R2-D1	PCB and process updates	2026-01-30	GDV

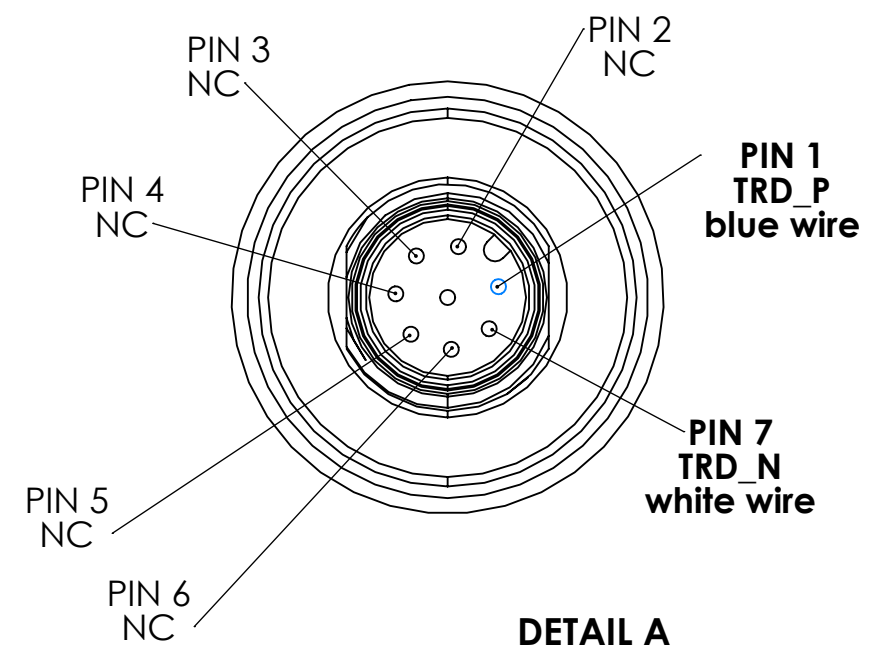


A



24 in [609 mm] of unterminated cable

adhesive lined shrink tube



**DETAIL A**  
**8 position male A coded**  
**M12 connector**

**22 awg 7 strand shielded**  
**foiled twisted pair**  
**PUR jacket, -40 C to +85 C**  
**(fixed installation)**

**PROPRIETARY AND CONFIDENTIAL**  
 THE INFORMATION CONTAINED IN THIS DRAWING IS CONFIDENTIAL AND PROPRIETARY AND REMAINS THE EXCLUSIVE PROPERTY OF AXIOMATIC TECHNOLOGIES CORPORATION. THIS DRAWING MAY NOT BE USED, REPRODUCED IN WHOLE OR IN PART, NOR REVEALED TO OTHERS WITHOUT THE PRIOR WRITTEN CONSENT OF AXIOMATIC TECHNOLOGIES CORPORATION. BY ACCEPTANCE OF THIS DRAWING, THE BEARER AGREES TO THESE CONDITIONS.

**AXIOMATIC**  
 Global Electronic Solutions  
 AXIOMATIC TECHNOLOGIES CORPORATION  
 1445 COURTNEY PARK DR E  
 MISSISSAUGA, ON  
 CANADA L5T2E3  
 905-602-9270

DIMENSIONS ARE IN INCHES [mm]  
 UNLESS OTHERWISE SPECIFIED  
 IN DRAWING TOLERANCE ON:  
 X.XXX ±0.005  
 X.XX ±0.01  
 X.X ±0.1  
 ANGLES ±1.0°  
 Others follow ISO 2768-2,  
 tolerance class K

MATERIAL	DRAWN	DATE	TITLE:		
FINISH	TF	2025-06-13	M12 male A code to single pair Ethernet		
THIRD ANGLE PROJECTION	CHECKED	DATE	DWG REV	DWG NO	PART REV
TOOL			D1	AX070526-MD-R2	R2
SIZE <b>B</b>	APPROVED	DATE	SCALE	PART NO	SHEET
			1:20	AX070526-R2	SHEET 1 OF 1

4

3

2

1

B

B

A

A