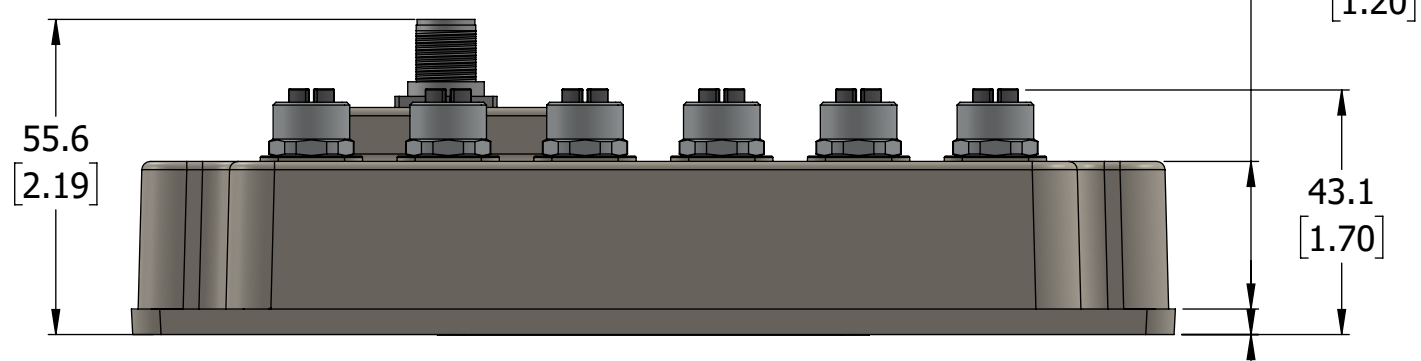
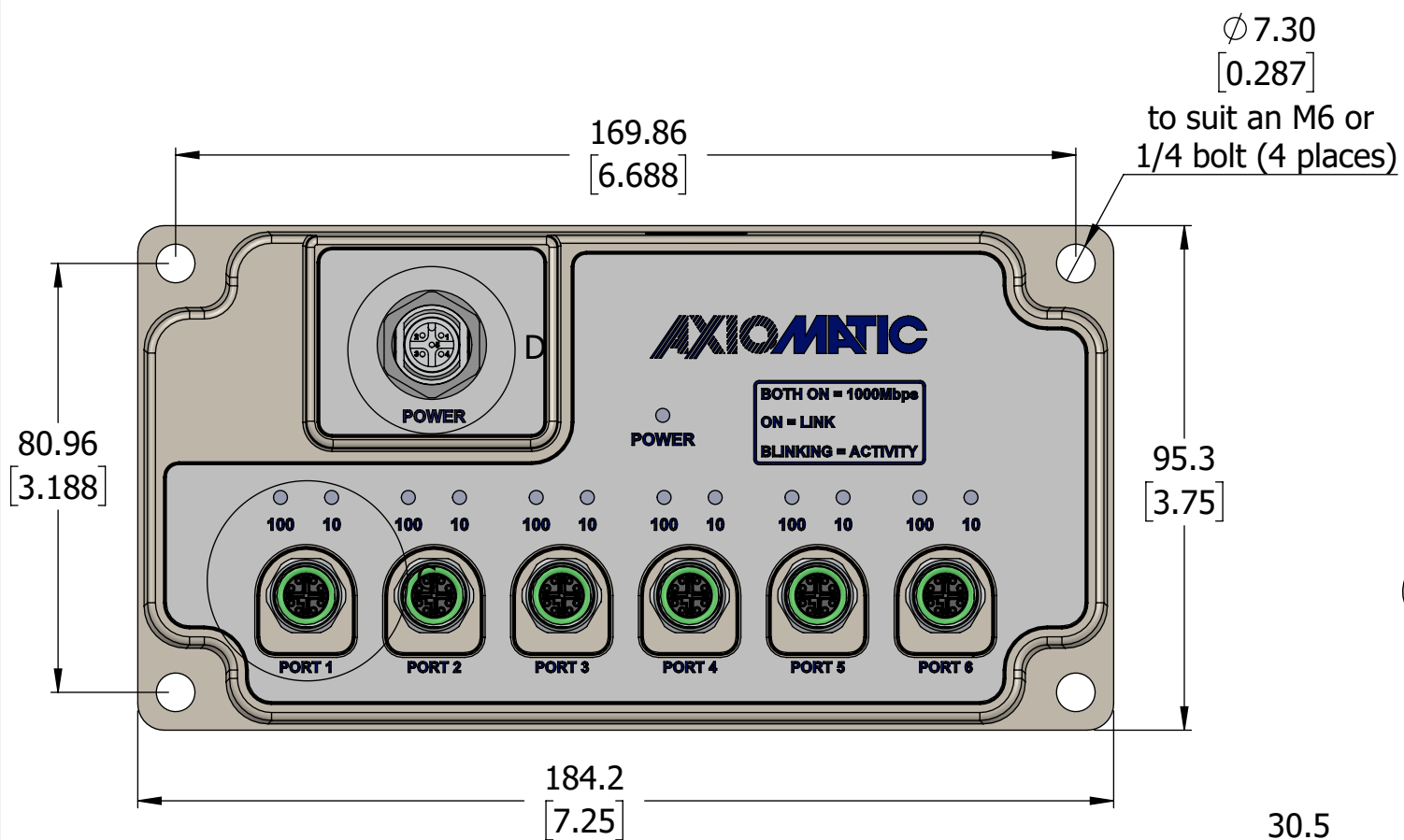


4

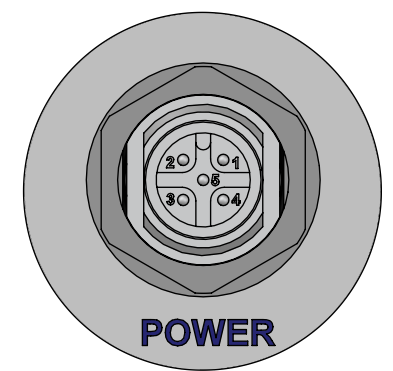
3

2


1





| A coded M12 M pinout | |
|----------------------|-------------------|
| PIN | SIGNAL |
| 1 | PWREN |
| 2 | BATT+ |
| 3 | BATT- (RS232 GND) |
| 4 | RS232_TX |
| 5 | RS232-RX |



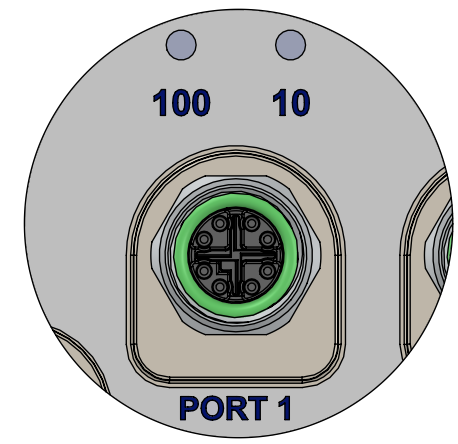
DETAIL D
A coded M12
5 position M



GIGABIT ETHERNET SWITCH, 6 PORT
PART NUMBER: AX140705

SERIAL NUMBER: 0016125004

MAC ID: B4-37-D1-A0-35-44

unit label

| X coded M12 F pinout | |
|----------------------|--------|
| PIN | SIGNAL |
| 1 | DA+ |
| 2 | DA- |
| 3 | DB+ |
| 4 | DB- |
| 5 | DD+ |
| 6 | DD- |
| 7 | DC- |
| 8 | DC+ |



DETAIL C
X coded M12
8 position F

| | | | | | | | | | |
|---|--|------------------------|--|----------|--|-------------|--|--------------------------------|--|
| PROPRIETARY AND CONFIDENTIAL | | | | | | | | | |
| THE INFORMATION CONTAINED IN THIS DRAWING IS CONFIDENTIAL AND PROPRIETARY AND REMAINS THE EXCLUSIVE PROPERTY OF AXIOMATIC TECHNOLOGIES CORPORATION. THIS DRAWING MAY NOT BE USED, REPRODUCED IN WHOLE OR IN PART, NOR REVEALED TO OTHERS WITHOUT THE PRIOR WRITTEN CONSENT OF AXIOMATIC TECHNOLOGIES CORPORATION. BY ACCEPTANCE OF THIS DRAWING, THE BEARER AGREES TO THESE CONDITIONS. | | | | | | | | | |
| DIMENSIONS ARE IN mm [in] | | MATERIAL | | DRAWN | | DATE | | TITLE: | |
| UNLESS OTHERWISE SPECIFIED IN DRAWING TOLERANCE ON: | | | | TF | | 2026-01-16 | | GIGABIT ETHERNET SWITCH | |
| X.X ±0.5 X. ±1 ANGLES ±1.0° | | THIRD ANGLE PROJECTION | | QA | | DATE | | | |
| | | TOOL SOLIDWORKS | | APPROVED | | DATE | | DWG NO | |
| | | | | GDV | | | | FG-AX140705 | |
| | | SIZE B | | SCALE | | PART NO | | SHEET | |
| | | | | 1:2 | | FG-AX140705 | | SHEET 1 OF 1 | |

AXIOMATIC TECHNOLOGIES CORPORATION
 1445 COURTNEY PARK DR E
 MISSISSAUGA, ON
 CANADA L5T2E3
 905-602-9270

4

3

2

1